

exterior stains



















All of our stains apply equally well on **vertical surfaces** (e.g., fences or siding) as on **horizontal surfaces** (e.g., patios). Making your selection is as simple as:

1 Which look do you want?

Solid, semi-transparent or translucent?

2 Which level of quality do you want?

Our highest quality or our standard quality? Compare the frequencies of maintenance.

2 v	1 >	SOLID STAIN	SEMI-TRANSPARENT STAIN	SEMI-TRANSPARENT PROTECTOR	TRANSLUCENT WOOD FINISH
Our highest quality Long-term protection MAINTENANCE					
VERTICAL SURFACES	MIN. 5 YEARS	MIN. 3 YEARS	1-2 YEARS	MIN. 4 YEARS	
HORIZONTAL SURFACES	VARIES ACCORDING TO USE	VARIES ACCORDING TO USE	VARIES ACCORDING TO USE	VARIES ACCORDING TO USE	
Standard quality Good protection, more frequent maintenance MAINTENANCE					For new patios located less than one metre (3 ft.) from the ground, this product must be applied to all sides of the planks.
VERTICAL SURFACES	MIN. 3 YEARS	MIN. 2 YEARS			
HORIZONTAL SURFACES	VARIES ACCORDING TO USE	VARIES ACCORDING TO USE			
Application instructions	 2 COATS REQUIRED	 2 COATS REQUIRED	 2 COATS IN A SINGLE STEP "WET ON WET"	 2 COATS REQUIRED	
	 MIN. 24 hr. BETWEEN COATS	 MIN. 1 hr. BETWEEN COATS	 MAX. 15 min APPLY IN SECTIONS, LEAVING 10 TO 15 MINUTES BETWEEN COATS (DON'T GIVE THE FIRST COAT TIME TO DRY)	 MIN. 16 hr. BETWEEN COATS	
	 MAX. 7 days BETWEEN COATS FOR MAXIMUM PERFORMANCE	 MAX. 24 hr. BETWEEN COATS FOR MAXIMUM PERFORMANCE	 MAX. 7 days BETWEEN COATS FOR MAXIMUM PERFORMANCE	 MAX. 7 days BETWEEN COATS FOR MAXIMUM PERFORMANCE	

SICO